

# ACCOLADE XL

## 2026 Super Class C Motorhome



37K






37L



37M




### OPTIONS

- A  Theater Sofa
- B  72" Hide-A-Bed Sofa
- C  Freestanding Dinette

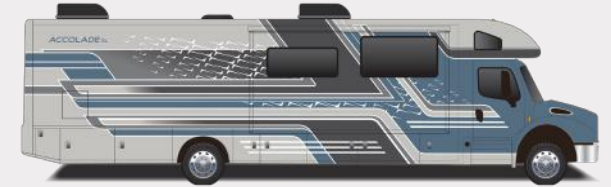
### PAINT SELECTIONS



Afterglow Beige Full-Body Paint



Black Beauty Full-Body Paint



Bruin Blue Full-Body Paint



Cabernet Red Full-Body Paint



Phantom Black Full-Body Paint



Super Blue Full-Body Paint

# ACCOLADE XL

## CUSTOMER VALUE PACKAGE

E-Z Drive™ Premier: Computer-balanced driveshaft, rear air suspension, heavy-duty rear stabilizer bar, full air brakes, SACHS shocks  
 Dual-pane, tinted, safety-glass windows  
 Roof-mounted Girard® patio awning with LED lights  
 2,000W pure sine wave inverter  
 Power cord reel with 50 amp service  
 Aqua-Hot® 250D hydronic water and heating system with 5 in. LED screen  
 9 in. Sony® infotainment center with Apple CarPlay® and Android Auto™  
 Backup and side-view cameras  
 Stainless steel residential refrigerator  
 1.7 cu. ft. convection microwave with air fryer function

## CHASSIS

Freightliner® S2RV front engine diesel Super-C cab chassis  
 Cummins® ISB 6.7L 360 HP diesel engine with 800 ft.-lb. torque  
 Allison® 3000 MH automatic transmission  
 Variable geometry engine exhaust brake  
 185 amp alternator  
 Michelin® tires- 275/80R 22.5 14 ply  
 12,000 lb. rear hitch receiver  
 7-pin plug  
 Dual 12V chassis batteries - 1900 CCA  
 100 gal. fuel tank  
 10 gal. DEF tank

## HEAT, A/C, WATER, AND POWER

Onan® 8,000W diesel generator with auto-gen start  
 (4) 6V AGM (220Ah) house batteries on slideout tray  
 200W solar panel with dual controller  
 Dual 15,000 BTU A/C unit with heat pump on main A/C  
 5,000 BTU thermostat-controlled electric fireplace  
 Thetford® Sani-Con Turbo macerator system  
 Exterior utility center  
 Winterization drain system  
 Black tank flush  
 Outside shower  
 12V demand water pump  
 Water filtration system

## EXTERIOR

Tuff-Shell™ vacuum-bond laminated roof, floor and sidewalls for superior insulation and sound absorption  
 One-piece, seamless, crowned fiberglass roof

Bead-foam insulation (R-24 max roof, R-9 max floor, R-5 max walls)  
 One-piece, seamless, fiberglass front and rear caps  
 Automotive-bonded panoramic window in front cap with power shade  
 Premium Sikkens full-body paint  
 Automatic hydraulic leveling jacks  
 Alcoa® aluminum rims  
 Exterior entertainment center with soundbar, LED TV mounted on swivel bracket and AM/FM radio  
 Winegard® In-motion satellite dish  
 Deluxe heated, remote-controlled, side-view mirrors  
 Entrance door with industry's largest travel-view window  
 Electric-powered entrance step  
 Slideout cover awnings  
 Chrome exterior baggage door handles and locks  
 Carpeted, full pass-through storage compartments with lockable slam latch doors

## COCKPIT

6-way power driver and passenger seats  
 Tire pressure monitoring system (TPMS)  
 Auxiliary start switch  
 Privacy curtains for cab area  
 Color-coordinated carpeted floor mat  
 Power windows and door locks  
 Tilt and telescoping leather-wrapped steering wheel

## INTERIOR

Custom-molded ABS surround in cab-over area  
 Overhead bunk with 750 lb. capacity and safety net with 300 lb. capacity  
 Collapsible bunk ladder  
 Firefly Multiplex system offers control of important coach features via LED touchscreen or mobile app  
 High-intensity recessed LED ceiling lights  
 Raised-panel hardwood cabinetry and stiles throughout  
 Dovetail drawer construction  
 Deluxe hidden cabinet hinges  
 Matte-finish woodgrain porcelain floor tile with heated floor mat  
 Day/night roller shades in living area  
 Entegra-exclusive, easy-operation legless dinette table  
 Car seat tethers on forward-facing dinette seats  
 2-point lap safety belts in all designated seating locations  
 50 in. LED TV in living area (40 in. on 37K)  
 Samsung® sound bar  
 Cable TV hookup with RG-6 coax and video selector switch  
 Smoke alarm  
 Carbon monoxide detector

# Standards & Options

## KITCHEN

Wood-framed kitchen window with spice cabinets  
 2-burner induction cooktop with LED display  
 Solid-surface kitchen countertop with large integrated stainless steel sink with sink covers

## BEDROOM

Walk-around, king-sized bed with bedspread and nightstands  
 32 in. Smart LED TV in bedroom  
 Large wardrobes  
 Bunks with industry-exclusive 300 lb. capacity each (37L)  
 Storage safe

## BATHROOM

One-piece, fiberglass shower with glass door, skylight and light  
 Porcelain toilet with foot flush  
 Solid-surface bathroom sink  
 Powered roof vent in bathroom with wall switch

## OPTIONS

Canadian standards (CSA)  
 Power theater seating (37L only)  
 Freestanding table with 4 chairs (N/A 37L)  
 Hide-a-bed sofa (37M only)  
 Stackable washer/dryer  
 Starlink satellite internet system  
 Winegard® TRAV'LER® satellite dish - DIRECTV®  
 Winegard® TRAV'LER® satellite dish - Dish Network®  
 Canadian Shaw® TRAV'LER® satellite dish  
 Blackout package (includes all-black American Racing Octane wheels, bumper, grille and mirrors)



## NO ONE OFFERS A BETTER WARRANTY

At Entegra Coach, we build our RVs to handle every adventure, then back them with our industry-leading 2+3 limited warranty. Our 2-year limited warranty has you covered for 2 camping seasons. That's 730 days. In addition, our 3-year structural limited warranty has you covered for 3 camping seasons or 1,095 days. You won't find a better limited warranty in the business, because the only strings we attach are those that deliver the ultimate in reliability. For a copy of our 2-year limited + 3-year structural limited warranty with complete terms and conditions, please contact your local Entegra Coach dealer.

It is important for your safety and enjoyment that you are aware of the weights and tow ratings of the RV you select. Consult a competent advisor for questions or advice. Whether you are new to RVing or a veteran, get a feel for the performance of your RV before heading out on the roadways. When you tow a vehicle with your RV, you must drive differently than when you drive a single vehicle. Practice hooking up, driving, backing up and braking in a safe environment or seek out professional instruction. Jayco affixes a weight label to each RV which lists weight information for that vehicle. Refer to that label to verify the vehicle will meet your requirements. Gross Vehicle Weight Rating (GVWR): The maximum permissible weight of the motorhome, including the Unloaded Vehicle Weight (UVW) plus passengers, personal items, all cargo, fluids, options and dealer-installed accessories. The GVWR is equal to or greater than the sum of the UVW and the Cargo Carrying Capacity. Gross Combined Weight Rating (GCWR): The maximum allowable combined weight of the motorhome used as a tow vehicle and the attached towed vehicle.

Floorplan	GVWR (lbs.)	GCWR (lbs.)	Wheel Base	Overall Length	Exterior Height w/ A/C & Satellite	Exterior Width	Interior Height	Fresh Water Capacity (gal.)	Grey Waste Water Capacity (gal.)	Black Waste Water Capacity (gal.)
37K	31,000	43,000	279	39' 4"	13' 4"	101	84	72	51/40	40/23
37L	31,000	43,000	279	39' 4"	13' 4"	101	84	72	50/31	50
37M	31,000	43,000	279	39' 4"	13' 4"	101	84	72	51/31	50



Part of Jayco Family of Companies

Entegra Coach, Inc., P.O. Box 460, Middlebury, IN 46540, www.entegracoach.com. See dealer for further information and prices. All information in this brochure is the latest available at the time of publication approval. Entegra Coach reserves the right to make changes and to discontinue models without notice or obligation. Photos in this brochure may show optional equipment and props for photography purposes. RVs built for sale in Canada may differ to conform to Canadian codes.



entegracoach.com/accolade-xl

LEGACY ISN'T LEFT.  
IT'S LIVED.